




NFL-HP Modular LED Floodlight



600W



400W



200W

The **NFL-HP Modular LED Floodlight** luminaire is aimed to provide superb lighting distribution with special designed optic lenses. This luminaire is not only used as a floodlight for sports or area lighting, but also as a perfect luminaire for building façade lighting. The Floodlight is designed to replace the conventional HID light sources and suitable for bracket mounting. Modern design, simple and exquisite smooth lines, energy efficient with high performance, low maintenance and long life span. The **NFL-HP Modular LED Floodlight** continues the proud heritage of NORDLAND LIGHTING's quality standards.



NORDLAND LIGHTING

NFL-HP Modular LED Floodlight

Applications: High Masts / Parking / Toll Plaza / Recreational Sports / Building Facade

Housing: Manufactured from aluminium alloy powder coated silver, with a heavy duty toughened smooth clear glass refractor, and polycarbonate optical lens fitted into the aluminium alloy housing.

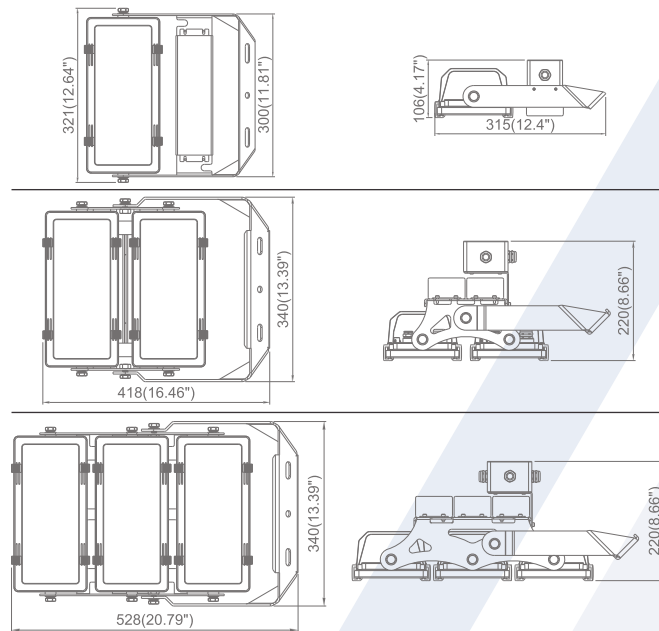
Gasket: The silicone sponge gasket between the glass and housing provides a IP65 seal for outdoor use.

Mounting: The body incorporates a 180° rotatable aluminium alloy stirrup,


Beam Angles: The optic lenses allows for various light distributions such as narrow, medium and wide.

Dimmable: Dali dimmable and Non-dimmable available on request.

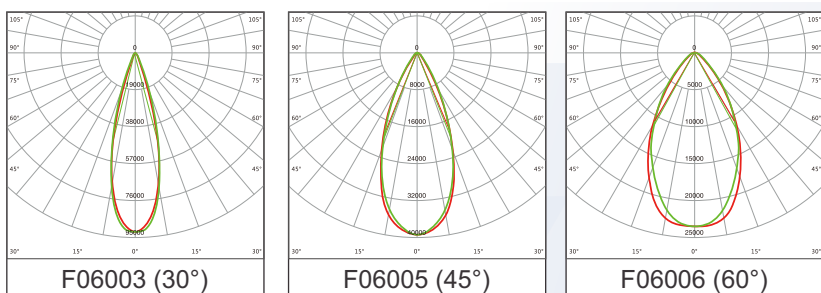
Warranty: 5 Years



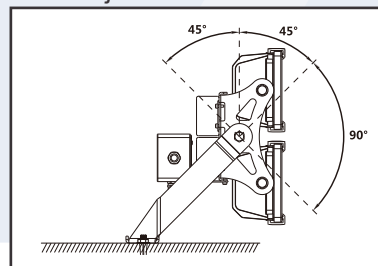
Light pollution control: Visor is optional for lighting pollution control.



Photometric Data:



Rotating Bracket: 180° adjustable



Model Name	NFL-HP Modular LED Floodlight		
Rated Wattage(W)	200W	400W	600W
Luminous Flux(LM)	28000lm	56000lm	84000lm
Luminous Efficiency	140lm/W		
Colour Temperature	5000K (3000K,4000K Optional)		
Colour Rendering Index	Ra70 (Ra80, Ra90 Optional)		
Rated Voltage	100V-240V AC, 50/60Hz,10kV surge protection		
Ingress Protection Grade	IP65		
Ambient Temperature	-30°C to +40°C		
Power Factor	>0,92		
Rated Lifetime	50 000 Hr. (Ta=30°C@L70)		
Installation	Bracket mounting		
Beam Angle	F06003 (30°) / F06005 (45°) / F06006 (60°)		
Weight	4,1kg	9,4kg	15,3kg
Dimensions	L x W x H	L x W x H	L x W x H
	321x316x118mm	419x340x222mm	529x340x226mm

Nordland reserves the right to change any specification or design without prior notice.

