



NF620-LED



200W and 240W



320W, 400W and 480W

AGENTS

Western Cape
Matelec

rushana@matelec.co.za

KZN
Afrilite

afrilite@mweb.co.za

Eastern Cape
Farad Agencies

farad@iafrica.com

Vaal Triangle
Lighting 2000

drew@lighting2000.co.za

Lighting 2020

nunnsca@gmail.com

PML (Moz.)

baptista.homo@pierlite.co.mz

Purcee Industrial Controls

patrick@purcee.net

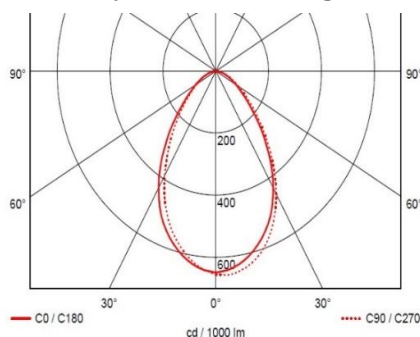
NF620-LED is a high performance **LED** luminaire, designed with slim aluminium extruded body ideal for dust environment. The luminaire offers an excellent lumen package, long life time and a controlled heat dissipation technology, thermal conductivity. Integrated design with a perfect combination of driver and **LED** module. Optical lens for even light distribution and glare free. The luminaire is available in five different wattage. Body colour options: Black and Silver

Applications: Indoor and Outdoor lighting.

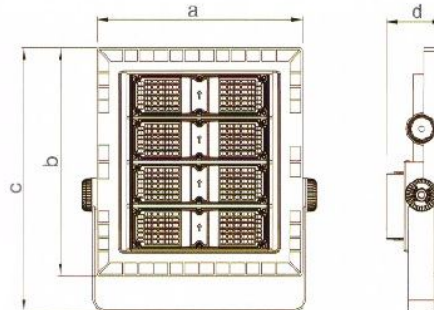
Technical Specification

Wattage	200W	240W	
CCT (K)	5700	5700	
Rated luminous flux (Lm)	21134	24211	
CRI (Ra)	70	70	
Efficiency (Lm/W)	90	90	
Dimensions (mm)	352/385/100	352/385/100	
Beam angle	60°/90°	60°/90°	
IP rating	IP 65		
Rated life (Hrs)	30000		
Wattage	320W	400W	480W
CCT (K)	5700	5700	5700
Rated luminous flux (Lm)	33012	41211	48921
CRI (Ra)	70	70	70
Efficiency (Lm/W)	90	90	90
Dimensions (mm)	704/385/100	704/385/100	704/385/100
Beam angle	60°/90°	60°/90°	60°/90°
IP rating	IP 65		
Rated life (Hrs)	30000		

Intensity Distribution Diagram



Product size



BD-PFC-012-F7 Rev. 1 (Oct. 2016)

Nordland reserves the right to change any specification or design without prior notice