

NML - 16LED



Bulkhead / Streetlight



Floodlight

The **NML 16LED** luminaire range is designed to operate LED light sources. The slim design optimizes the LED characteristics offering different optical versatility systems where energy saving is required. Easy to install and low in maintenance. The luminaires are suitable for indoor and outdoor applications.

APPLICATIONS:

- Road Lighting
- Conveyor Lighting
- Security Lighting
- Parking Lighting
- Storage facilities

- Suitable for mounting heights up to 6m.
- Projected area 0.073m².
- Weight – 3.60 kg.
- Luminaire dimensions – 330x220x58mm
- Colour temperature – 4000K



AGENTS

Western Cape
Matelec
rushana@matelec.co.za

KZN
Afrilite
afrite@nwep.co.za

Eastern Cape
Farad Agencies
farad@iafrica.com

Vaal Triangle
Lighting 2000
drew@lighting2000.co.za

Lighting 2020
nunnsc@gmail.com

PML (Moz.)
baptista.homo@pierlite.co.mz

Purcee Industrial Controls
patrick@purcee.net

Housing: The housing consists of a high pressure die cast aluminium thin wall body and frame with anti-corrosion treatment.

Refractor: 5.0 mm smooth glass refractor is fitted into a die cast aluminium frame.

Frame: The frame is fitted with 8 stainless steel vandal resistant screws.

Gasket: Silicone sponge gasket retained within a recess in the cast aluminium base provides seal for outdoor use. Ideal for wet or dust locations.

Control Gear: Constant Current LED Driver. 220/240V, 50/60Hz

Cable entry: Single compression gland for cable diameter 6-8mm.

Emergency Version: The bulkhead is suited for use as emergency lighting luminaire. Maintained and non-maintained modes are available.

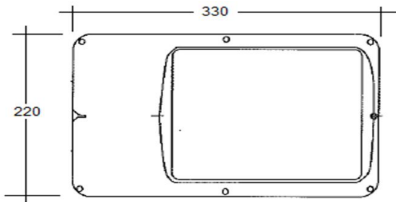
Mountings: The body incorporates various mountings options including: wall and ceiling brackets, angled wall brackets, pole mounting bracket and floodlight mounting brackets.

LED

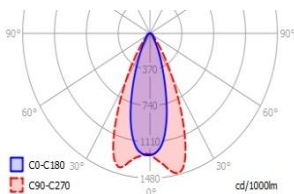
The bulkhead is designed to take **LED** boards, with different optical configurations.

Rated Lifetime: 50000 Hr. (L70/B10)

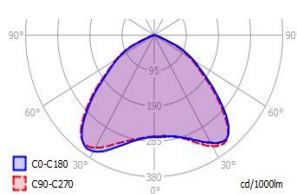
Various optical systems are available on request.



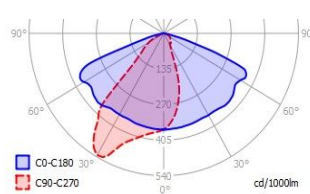
NML 16LED-SYM I



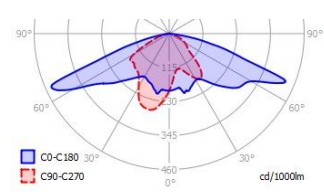
NML 16LED-SYM II



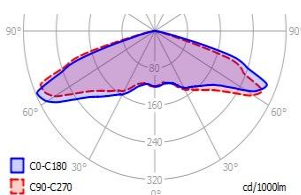
NML 16LED-M Class



NML 16LED-S Class



NML 16LED-AREA



Catalogue Number	Wattage (W)	Lumen	Length (mm)	Width (mm)	Height (mm)	Ref. Code
NML 16LED -SYM I	37W	3435	330	220	58	553915
NML 16LED- SYM II	37W	3000	330	220	58	553918
NML 16LED- M Class	37W	3441	330	220	58	553908
NML 16LED- S Class	37W	2777	330	220	58	553912
NML 16LED- Area	37W	2932	330	220	58	553921
<hr/>						
NML 16LED -SYM I	60W	4936	330	220	58	553915
NML 16LED- SYM II	60W	4021	330	220	58	553918
NML 16LED- M Class	60W	4972	330	220	58	553908
NML 16LED- S Class	60W	3665	330	220	58	553912
NML 16LED- Area	60W	3850	330	220	58	553921

BD-PFC-013-F7 Rev. 1 (Oct. 2016)

Nordland reserves the right to change any specification or design without prior notice

Tel 011 662 - 4300 | Fax 011 662 - 4319 | sales@nordland.co.za | www.nordland-lighting.com