

# JBLS - LB



**JBLS-LB** is a range of enclosed corrosion proof luminaires, and are available in 600mm; 1200mm and 1500mm **LED** strips. The luminaires have a unique reflector design which optimizes the light distribution from the **LED** modules. The luminaire is dust and moisture proof, making it ideal for indoor and outdoor applications, such as warehouses, storage areas and cold rooms. The clear flat glass cover makes it especially suitable for corrosive atmospheres and UV exposure and is easy to clean. The use of **LED**'s gives a reduction in maintenance costs.

## APPLICATIONS

- Warehouse lighting
- Industrial lighting
- Storage lighting

Permit No.  
2061/9658



SANS/IEC 60598-2-1



## AGENTS

Western Cape  
Matelec  
[rushana@matelec.co.za](mailto:rushana@matelec.co.za)

KZN  
Afrilite  
[afriLite@rweb.co.za](mailto:afriLite@rweb.co.za)

Eastern Cape  
Farad Agencies  
[farad@iafrica.com](mailto:farad@iafrica.com)

Vaal Triangle  
Lighting 2000  
[drew@lighting2000.co.za](mailto:drew@lighting2000.co.za)

Lighting 2020  
[nunnsca@gmail.com](mailto:nunnsca@gmail.com)

PML (Moz.)  
[baptista.homo@pierlite.co.mz](mailto:baptista.homo@pierlite.co.mz)

Purcee Industrial Controls  
[patrick@purcee.net](mailto:patrick@purcee.net)

**Body:** DMC, glass fibre reinforced polyester compression moulded.

**Control Gear:** constant current driver.

**Lens:** 4 mm thick clear tempered plate glass.

**Installation:** the luminaire comes complete with cable and mounting studs which eliminates the need to open it for installation.

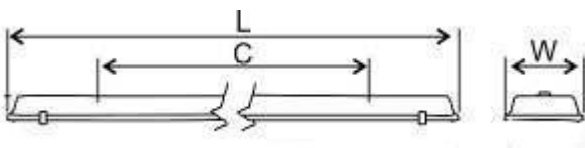
**Clips:** Double acting. Stainless steel clips.

**Gasket:** one piece polyurethane.

**Emergency Version:** To be used with an external Emergency Box (separate catalogue sheet available).

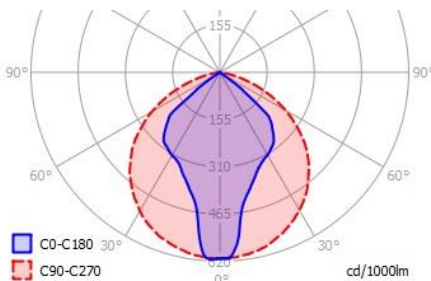
**Rated life time:** 50000 hr. (L80 / B10)

**Dimming options available on request**

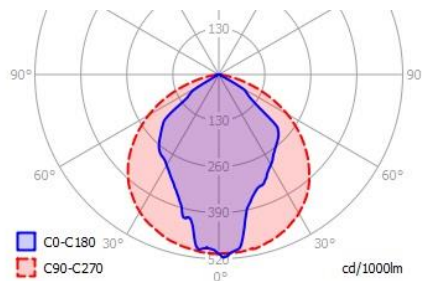


## Photometric Data

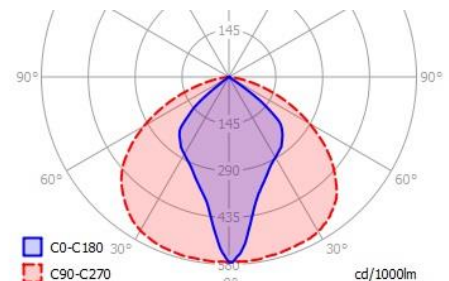
### JBLS - LB600



### JBLS - LB1200



### JBLS - LB1500



## LED MODULES

Catalogue No.	Wattag (W)	L (mm)	W (mm)	H (mm)	Current output	Lumen Output	Mass (kg)
JBLS-LB 600 - 80	28W	700	172	60	500mA	3481	2.6
JBLS-LB 600 - 80	39W	700	172	60	700mA	3764	2.6
JBLS-LB 1200 - 160	53W	1310	172	60	500mA	5713	4.9
JBLS-LB 1200 - 160	75W	1310	172	60	700mA	7433	4.9
JBLS-LB 1500 - 200	64W	1610	172	60	500mA	6380	5.7
JBLS-LB 1500 - 200	92W	1610	172	60	700mA	8240	5.7

BD-PFC-004-F7 Rev. 1 (Oct. 2016)

*Nordland reserves the right to change any specification or design without prior notice*

Tel 011 662 - 4300 | Fax 011 662 - 4319 | [sales@nordland.co.za](mailto:sales@nordland.co.za) | [www.nordland-lighting.com](http://www.nordland-lighting.com)